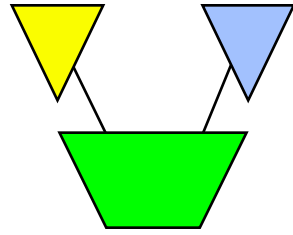


Inside Module 3



Working with Eloquence

Page

- Commands to access Eloquence databases
- Opening and closing a database
- Eloquence and Base Command
- Put Command
- Summary

2

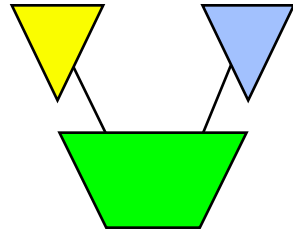
3

4

5

6

Accessing data files



- These Suprtool commands access Eloquence data files:

BASE

GET


CHAIN

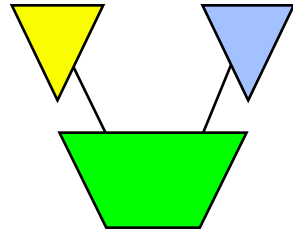
FORM

PUT

DELETE

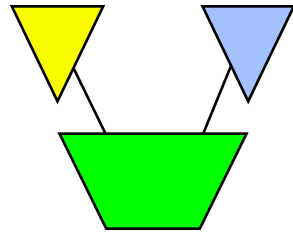
UPDATE





Opening and closing a database

- You can use the BASE command to open a database
`>base store,5,READER`
- The BASE command without parameters closes a database
- A database remains open until a BASE, RESET BASE or RESET ALL command is executed
- Alternate Base and Put command syntax special to Eloquence

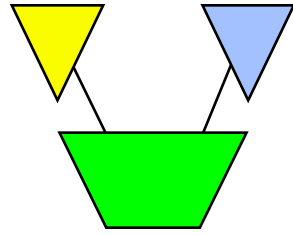


Eloquence and Base Command

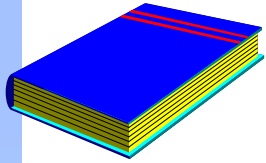
□ Base Command Syntax

- `base [servername][:server/]database,mode,password`
- `base myserver:eloqdb/sample,5,reader`
- `base :eloqdb/sample,5,reader`
- `base :eloqdb/sample`
- `base sample`

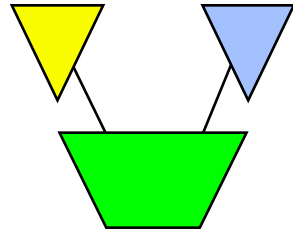
Put Command



- Put Command allows the same syntax
 - `put dataset,[servername][:server/][database]`
 - `put dataset,myserver:eloqdb/sample`
 - `Put dataset`



Summary



- Base Command Eloquence syntax
- Put Command allows the same syntax